



INTEGRABLE LASER MARKER

**GREEN LASER**




**GRAVOTECH**

by  **BRADY**



Green laser marker is designed for complex and cold markings on materials not reactive to other wavelengths. In addition, the Green laser has a small spot diameter that offers unsurpassed marking quality and accuracy on a wide range of materials.



### **COLD LASER MARKING**

Cold laser marking refers to marking and treatment carried out with minimal thermal stress. Laser beam concentration allows marking without generating heat into parts, avoiding any burning or damage. This marking doesn't alter the material and is an ideal solution for marking soft materials and sensitive components.

### **ULTRA-HIGH-DEFINITION MARKING**

Gravotech has developed green laser engravers that guarantee small and fine markings, it offers a fine spot size of 20  $\mu\text{m}$  and small markings with exceptional resolution while limiting thermal stress on the material. Small 2D Datamatrix, detailed logo, precise removal of thin layers of coating: the Green Series can meet all of your application challenges.


### **MARK THE IMPOSSIBLE**

Its versatility is almost unrivaled. This range uses a 532 nm wavelength to mark materials that would not normally react to infrared wavelengths: from rough to the most transparent plastics, reflective metals (copper, silver, gold), ceramic, cardboard, wood.

SEE OUR VIDEO



## KEY FEATURES




### Perfect Laser For Electrical Equipment

All electrical devices are using plastic with specific properties:  
Insulating properties, not to conduct electricity.  
Fire-resistant through the use of special flame retardant additives.  
Can withstand high temperature.  
These technical plastics with additives do not react to standard IR laser (1064 nm).  
Green laser works perfectly and offers a contrasted marking to replace inkjet and label solutions.  
You can use it for the CE & normative marking, technical specifications, pins & terminal references, etc.  
This Green laser marker saves time and money as it requires no consumables and is a high productivity and eco-friendly solution.



### Precious Metal Specialist

The Green series laser reacts perfectly with precious metals such as gold & silver but also on other highly reflective materials such as copper, stainless steel, and brass.  
The very high absorption rate of 5320 nm wavelength gives a contrasted marking resistant to corrosion.  
The risk of blackening and smearing is reduced by the low heat delivered by the laser beam.  
You have no waste of materials as the laser marking is very thin and localized. It is also perfect to mark on thin metal sheets, there is no deformation due to heat with the laser.  
Market Examples: Stores & Jewels, traceability of precious metals such as gold and silver, traceability of medical devices.



### Vision Manager – One Solution For Marking & Reading

The vision manager package helps you read codes and texts during and after the marking process, to ensure that the marking has been done properly and keep 100% traceability of your products.  
Efficiency and performance: reading camera with lighting, auto-focus system and protective lens.  
Easy to use: You are just a few clicks away from complete control of 1D/2D codes and your text (OCR fonts).  
Gradation of the marking: Quality control of the readability of the codes (Grade).  
Quality checking: sending status information and history to the PLC, activation of alarms, activation of the system to reject the faulty part.


LEARN MORE ABOUT THIS PRODUCT




# APPLICATIONS



Marking on flame retardant plastics



Ultra small marking



Cold marking on sensitive parts



Versatility on multi-material parts



Marking on precious metals



Thin layer ablation

# MATERIAL CHARACTERISTICS

| Technology |                                | GREEN |
|------------|--------------------------------|-------|
| Materials  | Metals                         | ●     |
|            | Plastics                       | ●     |
|            | Ceramic                        | ●     |
|            | Electrical and medical ceramic | ●     |
|            | Wood, varnished wood           | ●     |
|            | Leather, textile               | ●     |
|            | Silicon, rubber                | ●     |
|            | Paper, cardboard, cork         | ●     |
|            | Engraving materials            | ○ ●   |

○ = Engraving / Deep Marking    ● = Marking / Etching

MAKE YOUR SAMPLES




## SOFTWARE



### Embedded on the Laser

This Fiber laser marker can work independently in a production line and generate all data necessary to your identification without a computer.

This powerful embedded electronic can communicate and centralize information coming from your PLCs and database in real-time, saving you time while increasing your productivity.



### LASERTRACE

Lasertrace is a unique software specially designed to create marking files to be loaded in the laser system. It includes a graphic composition to add text, logos and codes like Datamatrix in your marking templates.


You can describe your marking process according to specified rules: the actions (marking blocks) to be carried out, the sequence of execution and the possibility to implement a large choice of transitions (output activations, camera blocks, variables, etc).

## ACCESSORIES



### Exhaust system

Laser fume extractors guarantee clean and safe work and working environment.



### Rotary device

Rotation system for cylindrical part marking.



### eZ Laser

Motorized and autonomous Z-axis for laser marker.

## SERVICE & SUPPORT



### Training

Standard or customized training sessions, at your place or online.



### Technical Support

Gravotech experts dedicated to support and guide you.



### Maintenance

Gravotech has established a dedicated program for each machine type, including cleaning, adjustments, safety checks and more.

# TECHNICAL DATA

## GREEN SERIES

|  |   |
|--|---|
| <b>Model</b>                                   | G5  |
| <b>Laser technology</b>                        | DPSS  |
| <b>Power</b>                                   | 5 W / 10 W  |
| <b>Peak power</b>                              | 70 kW   |
| <b>Frequency</b>                               | 10-100 KHz  |
| <b>Scan speed</b>                              | Up to 10000 mm/s (393.7 in/s)   |
| <b>Marking area<br/>Available lenses</b>       | F100: 65 x 65 mm (2.6 x 2.6 in)<br>F160: 110 x 110 mm (4.3 x 4.3 in)<br>F254: 150 x 150 mm (6.9 x 6.9 in)           |
| <b>Communication interfaces<br/>(standard)</b> | Ethernet TCP/IP; Terminal block 8I / 8O; Laser Safety Dedicated I/O; RS232; USB                                     |
| <b>Fieldbus</b>                                | PROFINET or ETHERNET IP   |
| <b>Display</b>                                 | Integrated screen with control panel for real-time supervision, easy diagnosis, software updates, memory back-up... |
| <b>Marking specifications</b>                  | +60 Gravotech fonts, Possible to convert User & TTF fonts, All formats of barcode and 2D codes, Logos               |
| <b>Operating temperature</b>                   | 15 to 35°C (59 to 95 F)   |
| <b>Rated voltage</b>                           | 100 - 240 V AC  |
| <b>Marking head weight</b>                     | 19.8 kg (43.65 lbs)   |
| <b>Marking head cable length</b>               | All-in-One laser  |
| <b>Marking head installation<br/>direction</b> | All positions   |
| <b>Laser safety classification</b>             | Class 4   |



[info.sg@gravotech.com](mailto:info.sg@gravotech.com)  
[+65 6262 2945](tel:+6562622945)  
[www.gravotech.sg](http://www.gravotech.sg)

**GRAVOGRAPH SINGAPORE PTE LTD**  
11 Woodlands Close, #04-05 Woodlands 11  
737853, Singapore, Singapore

Distributed by:



Follow us:



[gravotech.off](https://www.instagram.com/gravotech.off)



[Gravotech Group](https://www.youtube.com/GravotechGroup)



[Gravotech](https://www.linkedin.com/company/Gravotech)



[Gravotech - Gravograph](https://www.facebook.com/Gravotech-Gravograph)